

# City of Scranton

## *Annual* *Financial Report*

*For the Year Ended*  
*December 31, 2020*

*Prepared by:*  
**THE OFFICE OF THE**  
**CITY CONTROLLER**

*John J. Murray*  
*Controller*

*City of Scranton*  
*Pennsylvania*

*John J. Murray*  
*City Controller*  
*Municipal Building*  
*Scranton, Pennsylvania 18503*  
*(570) 348-4125*



*Office of the City Controller*  
*and Bureau of Investigations*

*Date: May 6, 2022*

*From: John J. Murray, City Controller*

*To: The Honorable Judges*  
*Court of Common Pleas*  
*County of Lackawanna*  
*Commonwealth of Pennsylvania*

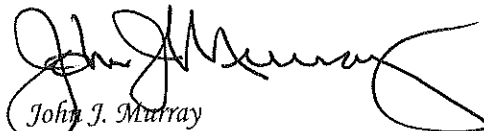
*Subject: City of Scranton*  
*2020 Annual Financial Report*

*Comments: Dear Honorable Judges:*

*Following Act 289 – Assembly of July 5<sup>th</sup>, 1957 P.L. 512 and pursuant to section 704, paragraph seven of the Scranton Home Rule Charter, I hereby submit the Annual Report of the City of Scranton for the fiscal year then ended, December 31, 2020, showing the financial condition of the City of Scranton.*


*The report includes statements of cash receipts and expenditures for the fiscal year 2020, along with other financial statements and tables.*

*Sincerely,*

  
*John J. Murray*  
*City Controller*

*City of Scranton*  
*Pennsylvania*

*John J. Murray*  
*City Controller*  
*Municipal Building*  
*Scranton, Pennsylvania 18503*  
*(570) 348-4125*



*Office of the City Controller*  
*and Bureau of Investigations*

*Date: May 6, 2022*

*From: John J. Murray, City Controller*  
*City of Scranton*

*To: The Honorable Paige Cagnetti, Mayor*  
*City of Scranton*  
*Municipal Building*  
*Scranton, Pennsylvania 18503*

*Subject: City of Scranton*  
*2020 Annual Report*


*Comments: Dear Honorable Mayor:*

*Following the Act of Assembly of March 7, 1901; and pursuant to Section 704, paragraph seven of the City of Scranton Home Rule Charter, I hereby submit the Annual Report of the City Controller for the fiscal year then ended, December 31, 2020.*

*Our examination of the financial statements were made in accordance with generally accepted auditing standards and accordingly, includes such tests of the accounting records and such other auditing procedures as we considered necessary in the circumstances.*


*I believe the data, as presented, is accurate in all material aspects. The data is presented in a manner designed to fairly set forth the financial position and results in the operations of the city as measured by the financial activity of its various funds. All disclosures necessary to enable the reader to gain the maximum understanding of the city's financial affairs have been included for the fiscal year 2020.*

*Sincerely,*

  
*John J. Murray*  
*City Controller*

*City of Scranton*  
*Pennsylvania*

*John J. Murray*  
*City Controller*  
*Municipal Building*  
*Scranton, Pennsylvania 18503*  
*(570) 348-4125*



*Office of the City Controller*  
*and Bureau of Investigations*

*Date:* *May 6, 2022*

*From:* *John J. Murray, City Controller*  
*City of Scranton*

*To:* *The Honorable City Council*  
*City of Scranton*  
*Municipal Building*  
*Scranton, Pennsylvania 18503*

*Subject:* *City of Scranton*  
*2020 Annual Report*


*Comments:* *Dear Honorable Council:*

*Following the Act of Assembly of March 7, 1901; and pursuant to Section 704, paragraph seven of the City of Scranton Home Rule Charter, I hereby submit the Annual Report of the City Controller for the fiscal year then ended, December 31, 2020.*

*Our examination of the financial statements were made in accordance with generally accepted auditing standards and accordingly, includes such tests of the accounting records and such other auditing procedures as we considered necessary in the circumstances.*


*I believe the data, as presented, is accurate in all material aspects. The data is presented in a manner designed to fairly set forth the financial position and results in the operations of the city as measured by the financial activity of its various funds. All disclosures necessary to enable the reader to gain the maximum understanding of the city's financial affairs have been included for the fiscal year 2020.*

*Sincerely,*

  
*John J. Murray*  
*City Controller*

City of Scranton  
Pennsylvania

John J. Murray  
City Controller  
Municipal Building  
Scranton, Pennsylvania 18503  
(570) 348-4125



Office of the City Controller  
and Bureau of Investigations


Date: May 6, 2022

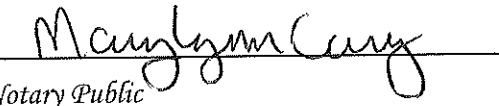
From: John J. Murray  
City Controller  
City of Scranton

To: The Honorable Judges  
Courts of Common Pleas  
County of Lackawanna  
Commonwealth of Pennsylvania

Subject: City of Scranton  
2020 Annual Financial Statement

Comments: Now this 6th Day of May 2022 in the City of Scranton, County of Lackawanna; before me Mary Lynn Carey, a Notary Public, came John J. Murray, Controller of the City of Scranton, who being duly sworn, stated that the within statements and tables relating to receipts and disbursements and the status of various funds of the City of Scranton for the year then ended, December 31, 2020, comprising the report of the City Controller are, to the best of her knowledge and belief, well and truly stated as shown by the records of the City of Scranton.

  
John J. Murray  
City Controller

  
Mary Lynn Carey  
Notary Public

Commonwealth of Pennsylvania - Notary Seal  
Mary Lynn Carey, Notary Public  
Lackawanna County  
My commission expires June 14, 2022  
Commission number 1224787  
Member, Pennsylvania Association of Notaries

**COMBINED FINANCIAL STATEMENT**

---

**A - 1      COMBINED TEN YEAR STATEMENT OF DELINQUENT TAX RECEIVABLE**

**A - 2              COMBINED SCHEDULE OF NOTES AND BONDS PAYABLE**

**CITY OF SCRANTON, PENNSYLVANIA  
TABLE OF CONTENTS  
LETTERS OF TRANSMITTAL**

---

<b>STATEMENT:</b>	<b>SUMMARY ITEM</b>	<b>PAGE</b>
A - 1	Combined Ten Year Statement of Delinquent Tax Receivable	1
A - 2	Combined Schedule of Notes and Bonds Payable	2
B - 1	Statement of Revenues and Transfers, Estimated and Actual	3 - 11
B - 2	Statements of Expenditures, Transfers and Encumbrances	12
B - 3	Statement of Encumbrances Paid by Department	13 - 17
B - 4	Summary Statement of Operating Surplus / Deficit	18
B - 5	Current Debt	19
C - 1	Statement of Special City Expenditures	20 - 22
D - 1	Local Government Unit Debt Act	23

**FINANCIAL TABLES:**

<b>TABLE:</b>			
1	General Government Expenditures by Function	Last 5 Years	24
2	General Revenues by Source of Income	Last 5 Years	25
3	Tax Revenue by Source of Income	Last 5 Years	26
4	Assessed Valuation of Taxable Property	Last 10 Years	27
5	Property Tax Rates and Other Tax Rates All Government	Last 10 Years	28
6	Ratio of Net General Bonded Debt to Assessed Valuation	Last 10 Years	29
7	Net Bonded Debt Per Capita	Last 10 Years	30
8	Computation of Direct and Overlapping Debt	Year 12-31-20	31
9	Computation of Legal Non - Electoral Debt Margin	Year 12-31-20	32
10	Ratio of Net Bonded Debt to Fund Expenditures	Last 10 Years	33
11	General Obligation Bonds Debt Service Requirements To Maturity		34

**STATISTICAL DATA:**

I	City of Scranton - Miscellaneous Information	35
II	Mayors	36
III	Treasurers	37
IV	Controllers	38
V	Real Estate, Recreational Sites, Miscellaneous Sites	39-43

CITY OF SCRANTON  
 DELINQUENT TAX RECEIVABLE  
 COMBINED TEN YEAR STATEMENT  
 STATEMENT A - 1

TAXES FOR THE YEAR DELINQUENT & REGISTERED	TOTAL TAXES AND ASSESSMENTS	DELINQUENT REAL ESTATE	REGISTERED Real Estate
2019	\$ 2,126,783	\$ (188,439)	\$ -
2018	(7,520,130)	6,127,919	-
2017	(1,291,322)	1,524,800	-
2016	1,634,562	(468,180)	-
2015	(501,019)	501,524	-
2014	(1,795,315)	3,270,113	-
2013	749,897	361,373	-
2012	380,161	(375,321)	-
2011	(54,851)	1,290,501	-
2010 & PRIOR	6,989,810	(10,356,380)	1,581,236
<b>TOTAL:</b>	<b>\$ 718,576</b>	<b>\$ 1,687,910</b>	<b>\$ 1,581,236</b>

(Delinquent Taxes)

**LESS: 15.35%** \$ (113,894) \$ (267,534) \$ (250,626)

(Estimated Uncollectable)

**NET:** \$ 604,682 \$ 1,420,376 \$ 1,330,610

(Delinquent Receivable)

**Note:** Negative figures indicate surplus collections over delinquency were received and applied in those respective years.



CITY OF SCRANTON COMBINED SCHEDULE OF NOTES AND BONDS PAYABLE

12/31/2020

STATEMENT A - 2

DESCRIPTION	INTEREST RATE	INTEREST YEAR	PAYMENT DATE	INTEREST	PRINCIPAL	PAYMENT	ISSUED (MATURE)	12/31/2020 OUTSTANDING
EMMAUS GENERAL AUTHORITY SERIES 2002		2002	2020	\$ 65,000.00	\$ 335,000.00	\$ -	8/1/2004 (8/1/2028)	\$ 3,135,000.00
DCED ACT 47 LOAN	0.00	2012	6/30/2020	\$ -	\$ 100,000.00	\$ 100,000.00	9/12/2012 (11/1/2022)	\$ 200,000.00
PIB LOAN	1.63	2015	11/18/2020	\$ 22,565.66	\$ -	\$ 244,811.66	12/30/2015 (12/31/2025)	\$ 1,166,414.00
GENERAL OBLIGATION BOND SERIES A AND AA OF 2016	5.00 5.25	2016	4/23/2020 11/9/2020	\$ 801,756.25 \$ 801,756.25	\$ -	\$ 4,508,512.50	6/1/2016 (11/30/26) (11/30/28)	\$ 28,910,000.00
GENERAL OBLIGATION NOTE SERIES OF 2016	5.00	2016	5/15/2020 11/15/2020	\$ 821,000.00 \$ 821,000.00	\$ -	\$ 1,902,000.00	8/24/2016 (12/31/2025)	\$ 32,100,000.00
GENERAL OBLIGATION BOND SERIES A OF 2017	5.00	2017	4/30/2020 9/1/2020	\$ 513,000.00 \$ 513,000.00	\$ 2,205,000.00	\$ 3,231,000.00	8/31/2017 (9/30/2029)	\$ 18,315,000.00
GENERAL OBLIGATION NOTE SERIES OF 2018	4.72	2018	6/30/2020 12/31/2020	\$ 411,991.12 \$ 275,676.82	\$ 5,295,000.00	\$ 5,982,667.94	12/17/2018 (12/1/2023)	\$ 17,695,000.00
<b>TOTAL</b>				<b>\$ 5,046,746.10</b>	<b>\$ 11,322,246.00</b>	<b>\$ 16,368,992.10</b>		<b>\$ 101,521,414.00</b>

## **GENERAL FUND**

---

- B - 1      STATEMENT OF REVENUES AND TRANSFERS, ESTIMATED AND ACTUAL**
- B - 2      STATEMENT OF EXPENDITURES, TRANSFERS AND ENCUMBRANCES**
- B - 3      STATEMENT OF ENCUMBRANCES PAID**
- B - 4      SUMMARY STATEMENT OF OPERATING SURPLUS / DEFICIT**
- B - 5      CURRENT DEBT**

CITY OF SCRANTON  
 STATEMENT OF REVENUES AND TRANSFERS  
 YEAR ENDED DECEMBER 31, 2020  
 ESTIMATED AND ACTUAL  
 STATEMENT B -1

GENERAL FUND

CODE #	FUND SOURCE	ESTIMATED REVENUES	ACTUAL REVENUES	ACTUAL OVER (UNDER)	PERCENT COLLECTED
<b>301</b>	<b>REAL PROPERTY TAXES</b>				
30100	Real Property Taxes	\$ 32,857,840.33	\$ 30,731,057.00	\$ (2,126,783.33)	93.53%
30120/					
30709	Prior Year Levy	2,975,000.00	3,163,338.97	188,338.97	106.33%
30884/					
30880	Prior Year Liened		100.50	100.50	100.00%
<b>TOTALS:</b>		<b>\$ 35,832,840.33</b>	<b>\$ 33,894,496.47</b>	<b>\$ (1,938,343.86)</b>	<b>94.59%</b>

**302 LANDFILL AND REFUSE FEES**

30200	Refuse	\$ 5,600,000.00	\$ 4,290,634.00	\$ (1,309,366.00)	76.62%
30210	Delinquent Refuse	1,196,250.00	1,510,477.17	\$ 314,227.17	126.27%
<b>TOTALS:</b>		<b>\$ 6,796,250.00</b>	<b>\$ 5,801,111.17</b>	<b>\$ (995,138.83)</b>	<b>85.36%</b>

**304 UTILITY TAX**

30400	Utility Tax	\$ 75,000.00	\$ 71,523.96	\$ (3,476.04)	95.37%
<b>TOTALS:</b>		<b>\$ 75,000.00</b>	<b>\$ 71,523.96</b>	<b>\$ (3,476.04)</b>	<b>95.37%</b>

CITY OF SCRANTON  
 STATEMENT OF REVENUES AND TRANSFERS  
 ESTIMATED AND ACTUAL  
 YEAR ENDED DECEMBER 31, 2020  
 STATEMENT B - 1 (CONTINUED)

CODE #	FUND SOURCE	ESTIMATED REVENUES	ACTUAL REVENUES	ACTUAL OVER (UNDER)	PERCENT COLLECTED
<b>305 NON RES TAX</b>					
30500	Non Resident Tax	\$ 100,000.00	\$ -	\$ (100,000.00)	0.00%
<b>TOTALS:</b>		<b>\$ 100,000.00</b>	<b>\$ -</b>	<b>\$ (100,000.00)</b>	<b>0.00%</b>

CODE #	FUND SOURCE	ESTIMATED REVENUES	ACTUAL REVENUES	ACTUAL OVER (UNDER)	PERCENT COLLECTED
<b>310 LOCAL TAXES:(ACT 511)</b>					
31110	Real Estate Transfer Tax	\$ 2,750,000.00	\$ 3,981,490.00	\$ 1,231,490.00	144.78%
31115	Delinquent Real Estate Transfer Tax	1,000.00	-	(1,000.00)	0.00%
31120	Current Wage Tax	28,650,287.77	27,200,986.15	(1,449,301.62)	94.94%
31125	Delinquent Wage Tax	110,000.00	62,047.64	(47,952.36)	56.41%
31160	Mercantile Tax	1,250,000.00	1,272,069.69	22,069.69	101.77%
31190	Delinquent Mercantile Tax	50,000.00	59,811.04	9,811.04	119.62%
31205	Local Service Tax	4,950,000.00	4,599,150.67	(350,849.33)	92.91%
31260	Delinquent Business Priv. Tax	175,000.00	114,950.73	(60,049.27)	65.69%
31290	Business Privilege Tax	1,100,000.00	1,070,549.63	(29,450.37)	97.32%
31295	Amusement Tax	295,000.00	-	(295,000.00)	0.00%
21296	Payroll Prep Tax	647,917.74	-	(647,917.74)	0.00%
<b>TOTALS:</b>		<b>\$ 39,979,205.51</b>	<b>\$ 38,361,055.55</b>	<b>\$ (1,618,149.96)</b>	<b>95.95%</b>

CITY OF SCRANTON  
 STATEMENT OF REVENUES AND TRANSFERS  
 ESTIMATED AND ACTUAL  
 YEAR ENDED DECEMBER 31, 2020  
 STATEMENT B - 1 (CONTINUED)

CODE #	FUND SOURCE	ESTIMATED REVENUES	ACTUAL REVENUES	ACTUAL OVER (UNDER)	PERCENT COLLECTED
<b>319</b>	<b>PENALTIES AND INTEREST DELINQUENT TAX</b>				
31900	Penalties and Interest Delinquent Real Estate	\$ 135,000.00	\$ 149,506.48	\$ 14,506.48	110.75%
31910	Penalties Delinquent Business Privilege Tax	55,000.00	40,463.65	(14,536.35)	73.57%
31930	Advertised Registered Real Estate	100.00	-	(100.00)	0.00%
31940	Search Fees Tax Refuse Lien	55,500.00	59,790.00	4,290.00	107.73%
<b>TOTALS:</b>		<b>\$ 245,600.00</b>	<b>\$ 249,760.13</b>	<b>\$ 4,160.13</b>	<b>101.69%</b>

CODE #	FUND SOURCE	ESTIMATED REVENUES	ACTUAL REVENUES	ACTUAL OVER (UNDER)	PERCENT COLLECTED
<b>320</b>	<b>LICENSES AND PERMITS</b>				
32000	Business Licenses and Permits	\$ -	\$ -	\$ -	N/A
32010	Electrical Permits	116,470.00	129,075.39	12,605.39	110.82%
32030	Plumber Licenses	22,620.00	19,075.00	(3,545.00)	84.33%
32040	Electrician Licenses	34,400.00	36,125.00	1,725.00	105.01%
32050	Mechanical Permits	112,150.00	125,964.00	13,814.00	112.32%
32060	Mechanical Licenses	32,500.00	31,775.00	(725.00)	97.77%
32070	Contractor Licenses	85,000.00	103,650.00	18,650.00	121.94%
32080	Scale Licenses	3,500.00	6,410.00	2,910.00	183.14%
32110	Beverage Licenses	-	-	-	N/A
32120	Building Permits	636,324.00	531,011.50	(105,312.50)	83.45%
32130	Junkyard Licenses	8,000.00	8,500.00	500.00	106.25%
32140	Parking Facilities	1,250.00	1,250.00	-	100.00%
32150	Sign Hangers Licenses	6,500.00	4,650.00	(1,850.00)	71.54%
32160	Dog and Kennel Licenses	13,000.00	21,105.00	8,105.00	162.35%
32170	Lodging Licenses	25,000.00	22,390.00	(2,610.00)	89.56%

CITY OF SCRANTON  
STATEMENT OF REVENUES AND TRANSFERS  
ESTIMATED AND ACTUAL  
YEAR ENDED DECEMBER 31, 2020  
STATEMENT B - 1 (CONTINUED)

CODE #	FUND SOURCE	ESTIMATED REVENUES	ACTUAL REVENUES	ACTUAL OVER (UNDER)	PERCENT COLLECTED
<b>320</b>	<b>LICENSES AND PERMITS (CONTINUED)</b>				
32180	Eating and Drinking Licenses	92,500.00	72,125.00	(20,375.00)	77.97%
32190	Gasoline Pumps Licenses	5,000.00	6,125.00	1,125.00	122.50%
32200	Music Machines Permits	100.00	-	(100.00)	0.00%
32240	Plumbing Permits	35,000.00	62,573.00	27,573.00	178.78%
32250	Sign Permits	40,000.00	39,434.12	(565.88)	98.59%
32290	Temporary Peddler Permits	12,500.00	2,150.00	(10,350.00)	17.20%
32295	Transient Merchant Licenses	-	-	-	N/A
32300	Pools and Billiards Licenses	50.00	-	(50.00)	0.00%
32310	Bowling Licenses	-	-	-	N/A
32320	Daily Entertainment Licenses	21,000.00	15,100.00	(5,900.00)	71.90%
32330	Electronic Machine Permits	-	-	-	N/A
32332	Video Amusements	100.00	-	(100.00)	0.00%
32335	Amusement Rides	19,000.00	25,150.00	6,150.00	132.37%
32336	Dumpster Permits	4,500.00	6,310.00	1,810.00	140.22%
32337	Arcade Licenses	100.00	-	(100.00)	0.00%
32338	Job Trailer Permits	-	-	-	N/A
32340	Non - Class License and Permits	-	-	-	N/A
32345	Second-Hand Dealer Revenue	4,500.00	3,400.00	(1,100.00)	75.56%
32360	Sign Permits Construction	2,500.00	2,371.00	(129.00)	94.84%
32370	Reinspection Fees	-	-	-	N/A
32380	Rental Inspections	100.00	-	(100.00)	0.00%
32390	Child Day Care	5,000.00	8,000.00	3,000.00	160.00%
32400	Personal Boarding Care	3,500.00	3,495.00	(5.00)	99.86%
32410	Journeyman License	-	-	-	N/A
32420	Sanitary Hauler License	-	-	-	N/A

CITY OF SCRANTON  
 STATEMENT OF REVENUES AND TRANSFERS  
 ESTIMATED AND ACTUAL  
 YEAR ENDED DECEMBER 31, 2020  
 STATEMENT B - I (CONTINUED)

CODE #	FUND SOURCE	ESTIMATED REVENUES	ACTUAL REVENUES	ACTUAL OVER (UNDER)	PERCENT COLLECTED
<b>320</b>	<b>LICENSES AND PERMITS (CONTINUED)</b>				
32430	Housing Rental Licenses	275,000.00	306,319.00	31,319.00	111.39%
32450	Building Code State Fees	1,000.00	2,136.50	1,136.50	213.65%
32460	Third Party Plan Reviews	375,000.00	332,706.43	(42,293.57)	88.72%
32470	Foreclosure Registry	45,000.00	34,000.00	(11,000.00)	75.56%
<b>TOTALS:</b>		<b>\$ 2,038,164.00</b>	<b>\$ 1,962,375.94</b>	<b>\$ (75,788.06)</b>	<b>96.28%</b>

CODE #	FUND SOURCE	ESTIMATED REVENUES	ACTUAL REVENUES	ACTUAL OVER (UNDER)	PERCENT COLLECTED
<b>331</b>	<b>FINES, FORFEITS AND VIOLATIONS</b>				
33000	Fines and Forfeits/Miscellaneous	\$ 100.00	\$ -	(100.00)	0.00%
33100	Police Fines	345,000.00	148,524.00	(196,476.00)	43.05%
33110	Parking/Traffic Tickets	-	-	-	N/A
33118	Parking Tickets	2,000.00	-	(2,000.00)	0.00%
33119	Parking Tickets-Police	11,000.00	4,450.00	(6,550.00)	40.45%
33120	Civilian Parking Tickets	135,000.00	47,050.50	(87,949.50)	34.85%
33121	Quality of Life Tickets	20,000.00	13,737.59	(6,262.41)	68.69%
33130	Fines and Penalties State	37,500.00	34,484.77	(3,015.23)	91.96%
33145	Parking Meter Permits	-	-	-	N/A
33155	Taxi Driver Permits	500.00	470.00	(30.00)	94.00%
<b>TOTALS:</b>		<b>\$ 551,100.00</b>	<b>\$ 248,716.86</b>	<b>\$ (302,383.14)</b>	<b>45.13%</b>

CITY OF SCRANTON  
 STATEMENT OF REVENUES AND TRANSFERS  
 ESTIMATED AND ACTUAL  
 YEAR ENDED DECEMBER 31, 2020  
 STATEMENT B - 1 (CONTINUED)

CODE #	FUND SOURCE	ESTIMATED REVENUES	ACTUAL REVENUES	ACTUAL OVER (UNDER)	PERCENT COLLECTED
<b>341 INTEREST EARNINGS</b>					
38525	Interest-Cash	\$ 275,000.00	\$ 73,113.00	\$ (201,887.00)	26.59%
<b>TOTALS:</b>		<b>\$ 275,000.00</b>	<b>\$ 73,113.00</b>	<b>\$ (201,887.00)</b>	<b>26.59%</b>
<b>342 RENTS AND CONCESSIONS</b>					
34200	General Rents and Concessions	\$ 5,000.00	\$ 500.00	\$ (4,500.00)	10.00%
<b>TOTALS:</b>		<b>\$ 5,000.00</b>	<b>\$ 500.00</b>	<b>\$ (4,500.00)</b>	<b>10.00%</b>
<b>350 INTER - GOVERNMENT - REVENUE</b>					
35020	Supplemental State Assisted Pension	\$ 3,850,000.00	\$ -	\$ (3,850,000.00)	0.00%
35060	DCA Act 47 Loan	100.00	-	(100.00)	0.00%
35070	Act 47 & Other Grants	15,000.00	1,354,276.24	1,339,276.24	9028.51%
35100	FEMA-Emergency Payments	100,000.00	269,476.30	169,476.30	269.48%
35140	Reimbursement School Resource Officers	285,866.00	69,924.99	(215,941.01)	24.46%
35150	Prior Year Reimbursement SRO	100.00	-	(100.00)	0.00%
<b>TOTALS:</b>		<b>\$ 4,251,066.00</b>	<b>\$ 1,693,677.53</b>	<b>\$ (2,557,388.47)</b>	<b>39.84%</b>



CITY OF SCRANTON  
 STATEMENT OF REVENUES AND TRANSFERS  
 ESTIMATED AND ACTUAL  
 YEAR ENDED DECEMBER 31, 2020  
 STATEMENT B - I (CONTINUED)

CODE #	FUND SOURCE	ESTIMATED REVENUES	ACTUAL REVENUES	ACTUAL OVER (UNDER)	PERCENT COLLECTED
<b>359</b>	<b>LOCAL GOVERNMENT PAYMENTS IN LIEU OF TAXES</b>				
35900	Local Government Payments In Lieu Of Taxes	\$ -	\$ 4,512.00	\$ 4,512.00	N/A
35910	Housing Authority	-	66,150.44	66,150.44	N/A
35920	Lutherwood	-	6,000.00	6,000.00	N/A
35930	Girl Scouts	-	-	-	N/A
35940	University of Scranton	250,000.00	200,000.00	(50,000.00)	80.00%
<b>TOTAL:</b>		<b>\$ 250,000.00</b>	<b>\$ 276,662.44</b>	<b>\$ 26,662.44</b>	<b>110.66%</b>

CODE #	DEPARTMENT EARNINGS	ESTIMATED REVENUES	ACTUAL REVENUES	ACTUAL OVER (UNDER)	PERCENT COLLECTED
<b>360</b>	<b>DEPARTMENT EARNINGS</b>				
36010	Parking Meters	\$ 6,500.00	\$ 5,000.00	\$ (1,500.00)	76.92%
36020	Zoning Board/Planning Commission	22,500.00	7,065.00	(15,435.00)	31.40%
36030	Pave Cuts ( PAWC)	83,000.00	182,740.00	99,740.00	220.17%
36035	Pave Cuts ( UGI Energy)	245,000.00	181,544.00	(63,456.00)	74.10%
36040	Pave Cuts ( Other )	27,500.00	78,934.00	51,434.00	287.03%
36050	Report Copies Fire and Police	-	-	-	N/A
36060	Fire and Police Alarms	62,500.00	27,400.00	(35,100.00)	43.84%
36080	Parking Authority	-	-	-	N/A
<b>TOTAL:</b>		<b>\$ 447,000.00</b>	<b>\$ 482,683.00</b>	<b>\$ 35,683.00</b>	<b>107.98%</b>

CITY OF SCRANTON  
 STATEMENT OF REVENUES AND TRANSFERS  
 ESTIMATED AND ACTUAL  
 YEAR ENDED DECEMBER 31, 2020  
 STATEMENT B - I (CONTINUED)

CODE #	FUND SOURCE	ESTIMATED REVENUES	ACTUAL REVENUES	ACTUAL OVER (UNDER)	PERCENT COLLECTED
<b>367 RECREATIONAL DEPARTMENT</b>					
36740	User Fees	\$ 40,000.00	\$ 19,512.23	\$ (20,487.77)	48.78%
<b>TOTAL:</b>		<b>\$ 40,000.00</b>	<b>\$ 19,512.23</b>	<b>\$ (20,487.77)</b>	<b>48.78%</b>
<b>380 CABLE TV AND MISCELLANEOUS REVENUE</b>					
38000	Other Revenues (Not Classified)	\$ 100,000.00	\$ 114,640.55	\$ 14,640.55	114.64%
38004	PA LCB License Revenue	67,500.00	57,400.00	(10,100.00)	85.04%
38010	CATV Revenue	975,000.00	1,035,666.09	60,666.09	106.22%
38020	Donated Revenue	100.00	-	(100.00)	0.00%
38030	Other Financing Source	100.00	-	(100.00)	0.00%
38040	Lease Parking Meters SPA	100,000.00	-	(100,000.00)	0.00%
38060	Market Based Revenue Opportunities	100.00	-	(100.00)	0.00%
38070	Repayment Ice Box Development	1,000.00	-	(1,000.00)	0.00%
38870	Sale of Assets	1,520,823.89	-	(1,520,823.89)	0.00%
38890	Proceeds of 2020 Bond Issuance	1,000.00	-	(1,000.00)	0.00%
<b>TOTAL:</b>		<b>\$ 2,765,623.89</b>	<b>\$ 1,207,706.64</b>	<b>\$ (1,557,917.25)</b>	<b>43.67%</b>

CITY OF SCRANTON  
 STATEMENT OF REVENUES AND TRANSFERS  
 ESTIMATED AND ACTUAL  
 YEAR ENDED DECEMBER 31, 2020  
 STATEMENT B - 1 (CONTINUED)

CODE #	FUND SOURCE	ESTIMATED REVENUES	ACTUAL REVENUES	ACTUAL OVER (UNDER)	PERCENT COLLECTED
<b>392</b>	<b>INTERFUND TRANSFER</b>				
39331	Operating Transfers From Other Funds	\$ 7,059,450.00	\$ 5,982,666.94	\$ (1,076,783.06)	84.75%
39332	Transfers In From Liquid Fuels	2,339,451.00	1,679,545.26	(659,905.74)	71.79%
	<b>TOTAL:</b>	<b>\$ 9,398,901.00</b>	<b>\$ 7,662,212.20</b>	<b>\$ (1,736,688.80)</b>	<b>81.52%</b>

CODE #	TAX ANTICIPATION NOTE	ESTIMATED REVENUES	ACTUAL REVENUES	ACTUAL OVER (UNDER)	PERCENT COLLECTED
<b>394</b>	<b>TAX ANTICIPATION NOTE</b>				
39320	TAN Series A	\$ 12,750,000.00	\$ 12,750,000.00	-	100.00%
39330	TAN Series B	-	-	-	N/A
	<b>TOTAL:</b>	<b>\$ 12,750,000.00</b>	<b>\$ 12,750,000.00</b>	<b>\$ -</b>	<b>100.00%</b>

<b>SUB TOTALS:</b>	<b>\$ 115,800,750.73</b>	<b>\$ 104,755,107.12</b>	<b>\$ (11,045,643.61)</b>	<b>90.46%</b>
( Previous Year )	\$ -	\$ -	\$ -	0.00%

<b>GRAND TOTALS:</b>	<b>\$ 115,800,750.73</b>	<b>\$ 104,755,107.12</b>	<b>\$ (11,045,643.61)</b>	<b>90.46%</b>
----------------------	--------------------------	--------------------------	---------------------------	---------------

CITY OF SCRANTON, PENNSYLVANIA  
**GENERAL FUND STATEMENT OF EXPENDITURES, TRANSFERS AND ENCUMBRANCES**  
 YEAR ENDED DECEMBER 31, 2020  
 STATEMENT B - 2

CODE#	DEPARTMENT	2020 ADOPTED APPROPRIATED	INCREASE (DECREASE)	WORKING APPROPRIATED	EXPENSES	ENCUMBRANCES	APPROPRIATED BALANCE	% REMAINING
10	Mayor's Office	\$ 173,033.48	-	\$ 173,033.48	171,973.81	-	\$ 1,059.67	0.61%
20	City Council	346,037.56	34,000.00	380,037.56	355,422.43	-	24,615.13	6.48%
30	Controller's Office	295,155.03	-	295,155.03	244,813.28	-	50,341.75	17.06%
40	Business Administrator	8,116,133.34	-	8,116,133.34	4,691,363.69	3,341.26	3,421,428.39	42.16%
41	Human Resources	1,540,313.06	-	1,540,313.06	1,440,972.97	-	99,340.09	6.45%
42	Information Technology	1,455,250.00	-	1,455,250.00	1,361,236.08	-	94,013.92	6.46%
43	Treasurer's Office	139,717.88	-	139,717.88	104,574.47	-	35,143.41	25.15%
51	Inspections and Licenses	1,062,404.24	-	1,062,404.24	662,597.49	-	399,806.75	37.63%
82	LIPS- Buildings	971,179.05	(4,280.00)	966,899.05	876,208.67	-	90,690.38	9.38%
60	Law Office	553,000.00	185,000.00	738,000.00	711,347.25	-	26,652.75	3.61%
71	Police	25,134,015.10	-	25,134,015.10	23,163,461.17	296.20	1,970,257.73	7.84%
78	Fire	24,826,288.17	-	24,826,288.17	23,208,232.89	-	1,618,055.28	6.52%
80	Public Works Administration	3,591,118.55	(122,500.00)	3,468,618.55	2,723,127.61	36.46	745,454.48	21.49%
81	Public Works Engineering	205,175.13	1,500.00	206,675.13	225,841.25	1,333.82	(20,499.94)	-9.92%
83	Public Works Highways	3,895,891.78	(64,000.00)	3,831,891.78	2,513,337.86	-	1,318,553.92	34.41%
84	Public Works Refuse	4,519,975.28	190,300.00	4,710,275.28	4,060,340.74	-	649,934.54	13.80%
85	Public Works Garages	1,389,291.17	(5,300.00)	1,383,991.17	1,212,524.86	11,478.03	159,988.28	11.56%
90	Single Tax Office	1,384,860.93	-	1,384,860.93	943,111.53	-	441,749.40	31.90%
100	Parks and Recreations	1,598,515.06	-	1,598,515.06	1,596,706.84	-	1,808.22	0.11%
1000	Boards and Commissions	637,000.00	4,280.00	641,280.00	370,275.01	-	271,004.99	42.26%
1300	Contingency	644,000.00	(219,000.00)	425,000.00	73,628.22	-	351,371.78	82.68%
1500	Interest & Debt Service	31,398,095.92	-	31,398,095.92	30,351,526.37	-	1,046,569.55	3.33%
1600	Unpaid Bills/Court Awards	800,000.00	-	800,000.00	835,630.00	-	(35,630.00)	-4.45%
1700	Grants and Contributions	1,124,300.00	-	1,124,300.00	526,777.51	-	597,522.49	53.15%
1900	Special City Items Non - Add *	-	-	-	-	-	-	-
<b>TOTALS:</b>		<b>\$ 115,800,750.73</b>	<b>\$ -</b>	<b>\$ 115,800,750.73</b>	<b>\$ 102,425,032.00</b>	<b>\$ 16,486.77</b>	<b>\$ 13,359,232.96</b>	<b>11.54%</b>

\* Non - Add

CITY OF SCRANTON, PENNSYLVANIA  
 GENERAL FUND STATEMENT OF EXPENSES BY DEPARTMENT  
 YEAR ENDED DECEMBER 31, 2020  
 STATEMENT B - 3

ACCOUNT #	EXPENSE LINE ITEM	MAYOR (10)	COUNCIL (20)	CONTROLLER (30)	BUSINESS ADMINISTRATION (40)	BUREAU OF HUMAN RESOURCES (41)
4010	Standard Salaries	\$ 147,806.86	\$ 221,086.43	\$ 233,784.10	\$ 374,292.75	\$ 138,499.69
4040	Other Salary	(214.75)	-	-	-	-
4070	Longevity	-	4,056.34	3,591.83	3,329.51	-
4080	Overtime	-	180.86	-	-	92.73
4101	Uniform Allowance	-	-	-	-	-
4116	Health Insurance-Clerical Union	-	-	-	1,264,535.00	-
4117	Health Insurance-Non Union	-	-	-	893,568.00	-
4120	Life/Disability Insurance	-	-	-	58,013.34	-
4150	City Pension	-	-	-	9,552.00	-
4160	Pension Mgt. Admin. Fee	-	-	-	-	-
4180	Social Security	-	-	-	224,860.93	-
4190	Unemployment Insurance	-	-	-	282,831.60	-
4201	Professional Services	-	50,540.36	6,675.00	321,896.74	167,405.79
4210	Service and Maintenance Fees	-	13,844.00	-	950.50	-
4220	Contract Service	-	-	-	-	-
4230	Printing and Binding	-	5,640.42	-	169.40	-
4240	Postage and Freight	-	-	-	26,984.35	-
4250	Advertising	-	59,489.07	-	19,168.45	-
4260	Rental Vehicles and Equipment	-	-	-	-	-
4270	Dues and Subscriptions	24,348.48	-	283.40	9,482.25	-
4290	Stationery and Office Supplies	33.22	584.95	478.95	10,681.00	46.30
4390	Materials and Supplies	-	-	-	373.98	4,216.32
4420	Travel and Lodging	-	-	-	-	-
4440	Telephone	-	-	-	-	-
4470	Training and Certification	-	-	-	100.00	-
4480	Self Insurance	-	-	-	33,794.00	-
4560	Equipment Maintenance and Lease	-	-	-	-	1,126,342.69
4630	Liability/Casualty Insurance	-	-	-	-	-
6002	SPA Citation Issues	-	-	-	-	-
6005	GASB 34 Accounting Standards	-	-	-	-	-
6006	Personnel Cost Adjustment	-	-	-	-	4,369.45
6009	Oper. Transfer-Work Comp. Trust	-	-	-	1,135,000.00	-
6012	Oper. Transfer to Other funds	-	-	-	-	-
6024	Bank Fees & Charges	-	-	-	21,779.69	-
<b>TOTALS:</b>		<b>\$ 171,973.81</b>	<b>\$ 355,422.43</b>	<b>\$ 244,813.28</b>	<b>\$ 4,691,363.69</b>	<b>\$ 1,440,972.97</b>

CITY OF SCRANTON, PENNSYLVANIA  
 GENERAL FUND STATEMENT OF EXPENSES BY DEPARTMENT  
 YEAR ENDED DECEMBER 31, 2020  
 STATEMENT B - 3 (CONTINUED)

ACCOUNT #	EXPENSE LINE ITEM	BUREAU OF INFORMATION TECH (42)	TREASURY (43)	INSPECTION AND LIPS (51)	LAW (60)	POLICE (71)
4010	Standard Salaries	\$ 156,351.46	\$ 98,904.10	\$ 564,134.85	\$ 298,788.89	\$ 10,421,871.90
4040	Other Salary (Misc.)	-	-	34,500.00	-	526,955.13
4070	Longevity	-	-	10,842.97	-	914,485.04
4080	Overtime	-	-	998.77	652.53	1,028,555.55
4090	Court Appearance Salary	-	-	-	-	102,714.08
4101	Uniform Allowance	-	-	12,326.19	-	112,110.00
4112	Health Insurance-Police Union	-	-	-	-	5,964,167.00
4120	Life/Disability Insurance	-	-	-	-	196,357.87
4140	City 10% Early Retirement	-	-	-	-	124,769.22
4150	City Pension	-	-	-	-	2,544,438.00
4170	Police Education Allowance	-	-	-	-	83,576.33
4180	Social Security	-	-	-	-	398,924.98
4201	Professional Services	237,613.12	830.00	34,000.00	409,060.03	47,011.94
4210	Service and Maintenance Fees	88,920.67	-	-	-	86,162.37
4220	Contract Service	-	-	-	-	-
4250	Advertising	-	-	-	-	-
4270	Dues and Subscriptions	-	-	-	2,469.37	3,428.86
4280	Misc. Services-Non Classified	-	-	-	-	1,720.62
4290	Stationery and Office Supplies	103.30	-	-	87.43	2,679.22
4310	Equipment/Vehicle Repair/Maint.	-	-	-	-	-
4380	Guns and Ammunition	-	-	-	-	42,808.55
4390	Materials and Supplies	34,064.00	4,840.37	68.80	289.00	20,219.81
4420	Travel and Lodging	-	-	-	-	1,987.01
4440	Telephone	260,532.21	-	-	-	-
4470	Training and Certification	-	-	-	-	38,540.53
4550	Capital Expenditures	522,656.52	-	5,725.91	-	427,993.00
4560	Equipment Maintenance and Lease	60,994.80	-	-	-	-
4570	Maintenance Communication Equip.	-	-	-	-	7,056.82
4590	Building Demolition	-	-	-	-	-
6000	Tax and Miscellaneous Refunds	-	-	-	-	-
6003	SPCA Animal Control	-	-	-	-	64,927.34
6017	Court Awards	-	-	-	-	-
<b>TOTALS:</b>		<b>\$ 1,361,236.08</b>	<b>\$ 104,574.47</b>	<b>\$ 662,597.49</b>	<b>\$ 711,347.25</b>	<b>\$ 23,163,461.17</b>

CITY OF SCRANTON, PENNSYLVANIA  
 GENERAL FUND STATEMENT OF EXPENSES BY DEPARTMENT  
 YEAR ENDED DECEMBER 31, 2020  
 STATEMENT B - 3 (CONTINUED)

ACCOUNT #	EXPENSE LINE ITEM	FIRE (78)	PUBLIC WORKS ADMINISTRATION (80)	ENGINEERING (81)	BUILDINGS (82)
4010	Standard Salaries	\$ 10,040,263.32	\$ 167,563.58	\$ 133,148.44	\$ 85,543.66
4040	Other Salary (Misc.)	573,878.49	-	5,000.00	-
4070	Longevity	807,049.78	8,101.53	4,054.79	4,415.12
4080	Overtime	665,739.11	6,457.36	4,160.44	5,009.27
4101	Uniform Allowance	99,507.28	-	2,040.38	840.00
4113	Health Insurance-Fire Union	5,463,338.71	-	-	-
4118	Health Insurance-DPW Union	-	1,607,032.22	-	-
4120	Life/Disability Insurance	202,958.26	-	-	-
4130	I.A.M. Pension	-	481,459.28	-	-
4140	City 10% Early Retirement	102,387.26	-	-	-
4150	City Pension	4,806,111.00	-	-	-
4180	Social Security	-	381,700.50	-	-
4201	Professional Services	41,297.73	2,680.94	76,100.00	1,300.00
4210	Service and Maintenance Fees	11,071.13	1,489.22	-	-
4270	Dues and Subscriptions	240.00	-	-	-
4290	Stationery and Office Supplies	-	-	1,222.71	-
4320	Building Repair-Supply Maint.	11,431.84	-	-	155,839.69
4390	Miscellaneous Materials and Supplies	8,525.73	-	114.49	-
4420	Travel/Lodging	2,390.42	-	-	-
4430	Air Packs/Rehab Supplies	3,265.87	-	-	-
4447	PG Energy-Gas	-	-	-	107,151.59
4448	PAWC-Water	-	-	-	343,510.02
4450	Electrical	-	-	-	172,527.22
4465	Building Supplies	-	-	-	72.10
4470	Training and Certification	88,922.97	-	-	-
4550	Capital Expenditures	209,254.35	8,564.23	-	-
4570	Maintenance Communication Equip.	4,520.00	19,586.25	-	-
4575	Maintenance -Equipment	697.64	-	-	-
4576	Maintenance Super Fund Sight	-	5,326.50	-	-
4580	General Equipment	65,382.00	-	-	-
6007	Flood Protection System Maint.	-	33,166.00	-	-
<b>TOTALS:</b>		<b>\$ 23,208,232.89</b>	<b>\$ 2,723,127.61</b>	<b>\$ 225,841.25</b>	<b>\$ 876,208.67</b>

CITY OF SCRANTON, PENNSYLVANIA  
 GENERAL FUND STATEMENT OF EXPENSES BY DEPARTMENT  
 YEAR ENDED DECEMBER 31, 2020  
 STATEMENT B - 3 (CONTINUED)

ACCOUNT #	EXPENSE LINE ITEM	HIGHWAYS (83)	REFUSE (84)	GARAGES (85)	SINGLE TAX OFFICE (90)	PARKS & RECREATION (100)
4010	Standard Salaries	\$ 1,156,762.31	\$ 2,188,649.35	\$ 350,662.60	\$ 419,308.13	\$ 366,250.10
4040	Other Salary (Misc.)	5,750.00	-	-	-	19,495.18
4070	Longevity	79,380.71	31,664.64	25,602.51	-	18,478.86
4080	Overtime	126,727.91	174,427.47	23,438.08	4,720.42	44,256.92
4101	Uniform Allowance	11,011.00	19,954.80	3,360.00	-	2,520.00
4119	Health Insurance-Single Tax Office	-	-	-	519,082.98	-
4220	Contracted Services	-	-	1,670.78	-	-
4260	Rental Vehicles and Equipment	166,782.00	-	-	-	-
4280	Misc. Services-Non Classified	-	-	-	-	2,034.51
4290	Stationary/Office Supplies	-	-	-	-	185.00
4301	Gas, Oil and Lubricants	-	-	311,282.88	-	-
4310	Equipment and Vehicle Repair	-	-	328,140.63	-	-
4320	Building Repair-Supply Maint.	-	-	-	-	21,745.60
4330	Medical, Chemical, Laboratory Supplies	-	-	-	-	3,107.81
4340	Construction -Paving Material	71,213.14	-	-	-	-
4350	Paint/Sign Material	19,523.51	-	-	-	-
4360	Small Tools and Shop Supplies	-	-	16,359.00	-	315.50
4370	Parks/ Recreation Supplies	1,985.01	-	-	-	16,062.70
4390	Miscellaneous Materials and Supplies	51,561.56	6,070.21	62,623.71	-	-
4401	Tires	-	-	89,385.00	-	-
4410	Salt	259,261.02	-	-	-	-
4420	Travel/Lodging	-	108.13	-	-	-
4460	Street Lighting	202,496.55	-	-	-	-
4466	Street Lighting Service/Maintenance	165,912.17	-	-	-	-
4467	Traffic Signal Electric	85,508.64	-	-	-	-
4490	Landfill	-	1,600,205.89	-	-	-
4530	Performing Arts	-	-	-	-	12,500.00
4540	Spring and Summer Program	-	-	-	-	2,222.66
4550	Capital Expenditures	109,462.00	29,470.61	-	-	1,087,532.00
4555	Recycling	-	9,789.64	-	-	-
<b>TOTALS:</b>		\$ 2,513,337.53	\$ 4,060,340.74	\$ 1,212,525.19	\$ 943,111.53	\$ 1,596,706.84



**CITY OF SCRANTON, PENNSYLVANIA  
GENERAL FUND STATEMENT OF EXPENSES  
YEAR ENDED DECEMBER 31, 2020  
STATEMENT B - 3 (CONTINUED)**

**BOARDS AND COMMISSIONS**

10030	Zoning Board	\$ 14,098.08	
10060	Everhart Museum	28,999.98	
10075	Scranton Plan	-	
10080	Scranton Tomorrow	100,000.00	
10110	Shade Tree Commission	174,818.37	
10120	St. Cats & Dogs	14,280.00	
10140	Civil Service Commission	24,339.03	
10155	LHVA Trail Maintenance	10,500.00	
10160	Ethics Board	3,239.55	
		<u>370,275.01</u>	<u>\$ 370,275.01</u>

**CONTINGENCY**

13100	OECD Contingency	\$ 73,628.22	
		<u>73,628.22</u>	<u>\$ 73,628.22</u>

**SPECIAL ITEMS**

15230	TAN Series A	\$ 12,750,000.00	
15240	TAN Interest	141,901.95	
15310	Oper. Transfer-Debt Service Street Lgt.	400,000.00	
15320	Debt-Guaranteed Energy System	144,997.96	
15324	Oper. Transfer-FDM Aid Loan	100,000.00	
15328	Oper. Transfer-2016 Redev. Auth. AA	888,012.50	
15329	Oper. Transfer-Debt Service Refuse Packe	218,147.96	
15330	KME Engine	49,849.00	
15332	2017 GO Refunding	3,231,000.00	
15333	Oper. Transfer-2018 Taxable Series	5,982,666.94	
15334	Oper. Transfer Debt JD Loader	25,851.02	
15338	Oper. Transfer 2016 Settlement A	3,620,500.00	
15339	Oper. Transfer Debt Service 2016 SPA	1,878,000.00	
15340	Lease Ford Trucks 2016	53,925.94	
15341	PIB Loan 2016	244,811.66	
15342	Lease St. Lighting 2016	429,767.00	
15343	2018 Aerial Platform Lease	102,156.57	
15344	2019 M & T Lease Packers	89,937.87	
		<u>30,351,526.37</u>	<u>\$ 30,351,526.37</u>

**UNPAID BILLS**

16090	Unencumbered Obligation	\$ 295,573.00	
16270	Court Awards	540,057.00	
		<u>835,630.00</u>	<u>\$ 835,630.00</u>

**GRANTS AND CONTRIBUTIONS**

17020	Veterans' Organizations	\$ 10,000.00	
17060	Community Centers	-	
17080	Revenue Pass Through	50,000.00	
17100	Grant Match	466,777.51	
		<u>526,777.51</u>	<u>\$ 526,777.51</u>

**CITY OF SCRANTON, PENNSYLVANIA**  
**SUMMARY STATEMENT OF OPERATING SURPLUS / DEFICIT**  
**YEAR ENDED DECEMBER 31, 2020**  
**STATEMENT B - 4**

**2020 CUMULATIVE BUDGET SURPLUS / DEFICIT**

Cash Carried From 2019 and Prior Years	\$	-
<u>LESS:</u> Unpaid Bills ( 2020 Budget at 12/31/2020 )		-
2020 Cumulative Budget Surplus / Deficit		-

**PERFORMANCE SURPLUS / DEFICIT**

Revenues Received 2020 ( Net Authorities )	\$	104,755,107.12
<u>LESS:</u> Cash Carryover From Prior Years		-
Expenses ( Less Authorities )		<u>102,425,032.00</u>

<b>2020 Surplus / Deficit</b>	<b>\$</b>	<b><u>2,330,075.12</u></b>
-------------------------------	-----------	----------------------------

**CITY OF SCRANTON, PENNSYLVANIA  
CURRENT DEBT  
YEAR ENDED DECEMBER 31, 2020  
STATEMENT B-5**

<b>Source</b>	<b>Amount</b>
Uniform Allowance	\$ 1,144.82
Health Insurance	170,635.21
Pension Expense	43,590.21
Unemployment Insurance	-
Social Security	83,509.44
Professional Fees	485,045.50
Service & Maintenance	7,353.71
Contract Services	198.00
Printing & Binding	-
Advertising	26,385.54
Dues & Subscriptions	240.00
Miscellaneous Service Not Classified	1,235.33
Stationery/Office Supplies	3,981.21
Rental Vehicles & Equipment	141,180.00
Gas, Oil and Lubricants	25,125.72
Equipment/Vehicle Repair/Maint.	18,643.31
General Equipment	3,689.33
Building Repair/Maintenance	45,482.17
Paving	2,279.13
Supplies Park & Rec.	3,847.83
Materials/Supplies	7,148.65
Equipment Supplies & Tires	3,260.21
Road Supplies-Salt	88,170.92
Travel & Lodging	30.20
PG Energy	11,518.04
PA American Water	60,757.67
Electric	18,351.31
Telephone	710.63
Street Lighting	56,315.85
Traffic Signal Electric	7,124.36
Training & Certification	17,240.73
Landfill Refuse Fee	60,806.31
Capital Expenditures	365,136.90
Liability/Casualty Insurance	190,684.00
Personnel Cost Adjustment	1,318.61
Workman's Comp	-
SPCA-Animal Control	-
Boards/Commissions	26,398.34
Court Awards	73,405.18
Grant Match	20,295.86
<b>Total</b>	<b>\$ 2,072,240.23</b>

**SPECIAL CITY BUDGET REVENUE FUND**

---

---

**C - 1 STATEMENT OF RECEIPTS / REVISIONS AND DISBURSEMENTS**

CITY OF SCRANTON  
 STATEMENT OF RECEIPTS/REVISIONS AND DISBURSEMENTS  
 YEAR ENDED DECEMBER 31, 2020  
 SPECIAL CITY BUDGET  
 STATEMENT C - 1

ACCOUNT NUMBER	LINE ITEM	ORIGINAL APPROPRIATED	REVISIONS TRANSFERS	TOTAL APPROPRIATED	EXPENDED	ENCUMBERED	REMAINING BALANCE
9246	Department Public Safety	\$ 13,127.56	\$ 18,156.90	\$ 31,284.46	\$ 7,197.90	\$ -	\$ 24,086.56
9272	Costs From Liens	19,746.35	-	19,746.35	192.50	-	19,553.85
9298	Demolition	263,553.22	10,000.00	273,553.22	40,000.00	-	233,553.22
9324	Special Police Drug Investigation	20,892.87	-	20,892.87	-	-	20,892.87
9349	Sale Zoning Ordinance Map	35,465.30	-	35,465.30	3,018.95	-	32,446.35
9353	Muni Civil Service	12,488.31	13,400.00	25,888.31	1,045.00	-	24,843.31
9382	Reimbursement Hazard. Waste	582.45	-	582.45	-	-	582.45
9398	Health Insurance Opt. Coverage	-	2,695.61	2,695.61	2,695.61	-	-
9417	Fire Loss Security Account	520,692.05	191,197.92	711,889.97	126,817.28	-	585,072.69
9460	Plans Rev. And App. Account	132,475.52	51,385.00	183,860.52	16,272.61	-	167,587.91
9478	Neighborhood Police Patrol	-	-	-	-	-	-
9489	Lackawanna Avenue Bridge	0.02	-	0.02	-	-	0.02
9490	West Lackawanna Ave. Bridge	237.06	-	237.06	-	-	237.06
9491	Rockwell Avenue Bridge	-	-	-	-	-	-
9496	Police Extra Duty	83,542.54	405,028.10	488,570.64	362,777.70	-	125,792.94
9499	Byrne Justice Asst Grant	119.69	84,242.30	84,361.99	84,162.00	-	199.99
9504	D.E.P. Recycling Grant	-	211,972.00	211,972.00	182,000.00	-	29,972.00
9519	Albright Flood Project	170,851.61	286.12	171,137.73	-	-	171,137.73
9521	Meadow Ave. Mitigat. Prog. Escrow	155,220.15	-	155,220.15	-	-	155,220.15
9530	Gang Resistance & Training Prog.	4,860.32	-	4,860.32	-	-	4,860.32
9536	Contribs-City Improvements	80,000.00	-	80,000.00	-	-	80,000.00
9537	Parks & Rec. Special Events	144,636.87	-	144,636.87	-	-	144,636.87
9538	Plot & Green Ridge Flood Control	1,035,183.15	5,368.15	1,040,551.30	-	-	1,040,551.30
9539	Scranton Police K-9 Unit	11,643.41	755.00	12,398.41	-	-	12,398.41
9540	DEP Grants	186,153.64	62,372.00	248,525.64	123,674.00	-	124,851.64
9541	DCED Grants	2,293.33	-	2,293.33	-	-	2,293.33

CITY OF SCRANTON  
**STATEMENT OF RECEIPTS/REVISIONS AND DISBURSEMENTS**  
**YEAR ENDED DECEMBER 31, 2020**  
**SPECIAL CITY BUDGET**  
**STATEMENT C - 1 (CONTINUED)**

ACCOUNT NUMBER	LINE ITEM	ORIGINAL APPROPRIATED	REVISIONS TRANSFERS	TOTAL APPROPRIATED	EXPENDED	ENCUMBERED	REMAINING BALANCE
9542	Scr. Pol. Annual Nat. Night Out	4,260.77	-	4,260.77	-	-	4,260.77
9544	Fire Department Donations	28,008.61	5,600.00	33,608.61	33,169.92	-	438.69
9545	Fire Department Grants	32,263.33	-	32,263.33	-	-	32,263.33
9550	Public Safety/Police Grants	60,030.74	122,039.20	182,069.94	63,453.95	-	118,615.99
9570	Detention Pond Maintenance	15,000.00	-	15,000.00	-	-	15,000.00
9581	Paving K-Route Roads	-	184,261.50	184,261.50	173,167.30	-	11,094.20
9582	Secure Our Schools	112.69	-	112.69	-	-	112.69
9583	SID Asset Forfeiture Account	64,271.82	2,303.81	66,575.63	7,494.55	-	59,081.08
9584	Motor Carrier Enforcement	68.56	-	68.56	-	-	68.56
9585	Police Education & Training	27,632.30	22,973.62	50,605.92	33,945.86	-	16,660.06
9586	SPD Crime Scene Unit	8,340.48	930.00	9,270.48	3,068.00	-	6,202.48
9588	Arson Task Force	134.16	-	134.16	-	-	134.16
9590	A.R.T.S. Engage Grant	45.24	-	45.24	-	-	45.24
9596	Comcast EG Grant	164,666.00	-	164,666.00	56,667.00	-	107,999.00
9597	Police & Fire Report Fees	54,668.74	39,303.28	93,972.02	53,355.79	-	40,616.23
9598	Public Safety Manpower Donations	1,077.00	-	1,077.00	-	-	1,077.00
9599	Law Enforcement Torch Run	575.66	-	575.66	-	-	575.66
9601	Be Part of the Solution	149.85	570.00	719.85	-	-	719.85
9602	Scranton Police Holiday Drive	6,406.86	8,262.00	14,668.86	6,328.31	-	8,340.55
9606	Paving Proj PA Game Act	1,053.90	-	1,053.90	-	-	1,053.90
9607	PLGIT Cap Improve Funds	29,797.47	-	29,797.47	-	-	29,797.47
9610	Gerrity Park	74.00	-	74.00	-	-	74.00
9614	PA Fire Recovery Service	21,765.00	27,019.44	48,784.44	25,000.00	-	23,784.44
9615	BA EIT Contribution	5,684.84	-	5,684.84	-	-	5,684.84
9617	Rental Registration Escrow	3,985.00	-	3,985.00	-	-	3,985.00
9620	HARB Escrow Account	1,800.00	-	1,800.00	-	-	1,800.00

CITY OF SCRANTON  
 STATEMENT OF RECEIPTS/REVISIONS AND DISBURSEMENTS  
 YEAR ENDED DECEMBER 31, 2020  
 SPECIAL CITY BUDGET  
 STATEMENT C - 1 (CONTINUED)

ACCOUNT NUMBER	LINE ITEM	ORIGINAL APPROPRIATED	REVISIONS TRANSFERS	TOTAL APPROPRIATED	EXPENDED	ENCUMBERED	REMAINING BALANCE
9621	WM Scranton Charitable Trust	34,702.48	-	34,702.48	-	-	34,702.48
9622	Lindy Creek Flood 2017	-	-	-	-	-	-
9623	Street Paving	386,768.15	-	386,768.15	-	-	386,768.15
9624	NEPA HC Foundation	40,000.00	-	40,000.00	-	-	40,000.00
9628	Arle Main & Parker	-	-	-	-	-	-
9630	LSA Grants	-	-	-	-	-	-
9631	Storm Water-SSA Sale	500,000.00	-	500,000.00	-	-	500,000.00
9632	2016 Settlement Award	296,843.89	-	296,843.89	-	-	296,843.89
9634	Police Grants Short Term	-	-	-	-	-	-
9635	2018 Capital Budget	1,646,518.27	8,538.33	1,655,056.60	-	-	1,655,056.60
9636	SSA Pension	22,486,269.30	238,727.50	22,724,996.80	6,090,767.73	-	16,634,229.07
9637	SSA Funds	56,946.92	74.90	57,021.82	-	-	57,021.82
9638	St. Lighting Lease Reserve	490,363.22	1,444.76	491,807.98	-	-	491,807.98
9639	Highmark HC Reserve	425,753.15	394,152.74	819,905.89	393,000.00	-	426,905.89

**TOTALS:** \$ 29,789,803.82 \$ 2,113,060.18 \$ 31,902,864.00 \$ 7,889,271.96 \$ 24,013,592.04

**DEBT SERVICE FUND**

---

**D - 1 LOCAL GOVERNMENT UNIT DEBT ACT**



**LOCAL GOVERNMENT UNIT DEBT ACT  
PURSUANT TO SECTION 410**

**CITY OF SCRANTON  
LOCAL GOVERNMENT UNIT: LACKAWANNA  
STATEMENT AS OF 12-31-20  
STATEMENT D-1**

<b>I.</b>	<b>GROSS INCURRED DEBT</b>		<b>NON ELECTORAL</b>	<b>LEASE RENT</b>
		<b>ELECTORAL</b>		
	A. Bonds and Notes Outstanding:	\$ -	\$ 81,028,660.00	\$ 31,815,000.00
	B. Contract Outstanding:	\$ -	\$ -	\$ -
	C. Bond Proceed Commitments:	\$ -	\$ -	\$ -
	<b>TOTAL GROSS INCURRED DEBT:</b>			<b>\$ 112,843,660.00</b>
	<b>LESS:</b>			
	2. Gross Incurred Lease Rental Debt:			\$ -
				<u>\$ 31,815,000.00</u>
	<b>Gross NON - ELECTORAL DEBT OUTSTANDING:</b>			<b>\$ 81,028,660.00</b>
<b>II.</b>	<b>CREDITS AND EXCLUSIONS</b>			
	<b>GROSS DEBT:</b>	<u>\$ -</u>	<u>\$ 81,028,660.00</u>	<u>\$ 31,815,000.00</u>
	<b>LESS: ( WHERE APPLICABLE )</b>			
	1. Sinking Fund, Reserve Accounts:	\$ -	\$ -	\$ -
	2. Current Appropriation:	-	8,417,246.00	2,905,000.00
	3. Uncollected Special Assess:	-	-	-
	4. Delinquent Taxes and Liens:	-	-	-
	5. Self-Liquidating and Self Sustaining Debt of Scranton Sewer Authority:	-	-	-
	6. Surplus Cash:	-	-	-
	7. Solvent Debts Due:	-	-	-
	8. Indemnifying Insurance:	-	-	-
	<b>Total Net Indebtedness:</b>	<u>\$ -</u>	<u>\$ 72,611,414.00</u>	<u>\$ 28,910,000.00</u>

**CITY OF SCRANTON  
FINANCIAL TABLES**

---

---

- 1. General Government Expenditures by Function Last Five Fiscal Years**
- 2. General Revenues by Sources of Income Last Five Fiscal Years**
- 3. Tax Revenues by Source Last Five Fiscal Years**
- 4. Assessed Valuation of Taxable Property Last Ten Fiscal Years**
- 5. Property Tax Rates and Other Taxes All Governments Last Ten Fiscal Years**
- 6. Ratio of Net General Bonded Debt to Assessed Valuation Last Ten Fiscal Years**
- 7. Net Bonded Debt Per Capita Last Ten Fiscal Years**
- 8. Computation of Direct and Overlapping Debt Year Ended December 31, 2020**
- 9. Computation of Legal Non - Electoral Debt Margin Year Ended December 31, 2020**
- 10. Ratio of Net General Bonded Debt to Total Fund Expenditures Last Ten Fiscal Years**
- 11. General Obligation Bonds Debt Service Requirement to Maturity**

**CITY OF SCRANTON, PENNSYLVANIA**  
**GENERAL GOVERNMENT EXPENDITURES BY FUNCTION**  
**LAST FIVE FISCAL YEARS**  
**TABLE 1**

DEPARTMENT	2020	2019	2018	2017	2016
Mayor's Office	\$ 171,973.81	\$ 162,378.85	\$ 162,119.98	\$ 139,591.67	\$ 132,942.99
Public Safety	-	-	-	-	-
City Council	355,422.43	333,429.45	332,173.93	318,282.53	331,789.96
Controller's Office	244,813.28	274,559.49	263,825.91	256,026.76	256,051.41
Business Administrator	4,691,363.69	7,009,759.05	9,798,563.39	8,327,813.32	11,654,319.35
Human Resources	1,440,972.97	1,401,062.58	1,313,340.51	1,192,523.46	1,385,026.76
Information Technology	1,361,236.08	1,250,991.39	1,191,655.21	604,244.68	622,961.97
Treasurer's Office	104,574.47	125,649.66	132,266.03	120,280.22	124,998.42
Inspections and Licenses	662,597.49	843,678.91	859,455.62	765,469.57	820,853.83
Law Office	711,347.25	371,513.39	376,339.23	413,760.59	419,846.83
Police	23,163,461.17	24,250,318.31	34,978,956.50	28,037,933.21	24,891,057.58
Traffic Maintenance	-	-	-	-	-
Fire	23,208,232.89	24,342,874.11	34,857,714.66	27,563,675.99	23,393,459.34
Public Works Administrator	2,723,127.61	3,385,788.30	2,895,372.76	3,279,170.79	3,127,051.40
Public Works Engineering	225,841.25	203,294.89	178,281.24	199,927.18	186,236.26
Public Works Building	876,208.67	1,076,225.40	1,265,835.29	1,267,110.40	1,089,017.17
Public Works Highway	2,513,337.86	3,876,741.66	4,989,438.39	3,858,545.38	2,523,896.61
Public Works Refuse	4,060,340.74	4,109,810.52	4,283,979.68	3,797,794.22	3,855,483.28
Public Works Garages	1,212,524.86	1,463,504.97	1,317,879.94	1,248,635.88	1,197,046.41
Single Tax Office	943,111.53	887,591.05	746,219.17	688,919.93	587,501.42
Parks and Recreation	1,596,706.84	1,393,331.19	963,072.37	684,200.95	649,602.90
Boards and Commissions	370,275.01	678,565.31	418,105.79	159,497.63	159,840.26
Contingency	73,628.22	167,286.23	-	-	44,760.89
Special Items	30,351,526.37	25,665,957.63	24,857,644.38	94,520,595.75	62,527,820.63
Interest and Sinking Fund	-	-	-	-	-
Unpaid Bills	835,630.00	647,863.13	828,484.02	344,530.43	31,350,205.69
Grants and Contributions	526,777.51	758,933.66	301,000.00	1,000.00	1,100.00
Special City Items Non-Add*	-	-	-	-	-

**TOTALS: \$ 102,425,032.00 \$ 104,681,109.13 \$ 127,311,724.00 \$ 177,789,530.54 \$ 171,332,871.36**

**CITY OF SCRANTON, PENNSYLVANIA  
GENERAL REVENUE BY SOURCE OF INCOME  
LAST FIVE FISCAL YEARS  
TABLE 2**

<b>SOURCE</b>	<b>2020</b>	<b>2019</b>	<b>2018</b>	<b>2017</b>	<b>2016</b>
Taxes	\$ 72,327,075.98	\$ 73,793,634.49	\$ 72,475,447.41	\$ 72,378,471.88	\$ 70,471,140.59
Landfill Tipping Fee	5,801,111.17	7,052,486.54	6,970,632.97	6,637,754.39	7,440,667.08
Penalties and Interest Delinquent Tax	249,760.13	264,590.53	254,607.72	269,577.92	77,538.87
Licenses and Permits	1,962,375.94	2,395,330.12	2,325,825.04	2,233,986.63	1,571,482.06
Fines, Forfeits and Violations	248,716.86	442,000.53	627,917.01	433,502.53	774,250.19
Rents and Concessions	500.00	5,500.00	5,500.00	5,500.00	6,500.00
Interest Earnings	73,113.00	347,738.70	544,398.40	234,165.66	13,873.56
Other: Inter Gov't. Reimbursement	1,693,677.53	4,601,308.94	4,761,304.15	4,963,928.45	4,259,353.55
Departmental Earnings	482,683.00	378,293.35	554,433.00	281,014.05	1,410,011.84
Local Government In Lieu Taxes	276,662.44	245,337.96	71,456.36	271,559.13	235,790.62
Recreational Department	19,512.23	39,047.25	40,392.75	48,684.25	48,727.50
Cable Revenue and Other Revenue	1,207,706.64	1,242,759.93	26,324,595.70	32,218,774.85	141,748,901.50
Other: Inter Fund Transfers	7,662,212.20	(20,972,923.01)	169,391.46	2,930,525.66	1,017,050.99
Special City T/A Note #	12,750,000.00	12,750,000.00	12,750,000.00	12,750,000.00	12,750,000.00

**TOTALS:** \$ 104,755,107.12 \$ 82,585,105.33 \$ 127,875,901.97 \$ 135,657,445.40 \$ 241,825,288.35

\* Non - Add  
# Tax Anticipation Loan

**CITY OF SCRANTON, PENNSYLVANIA**  
**TAX REVENUE BY SOURCE**  
**LAST FIVE FISCAL YEARS**  
**TABLE 3**

<b>BUDGETED</b>	<b>2020</b>	<b>2019</b>	<b>2018</b>	<b>2017</b>	<b>2016</b>
Real Estate	\$ 35,832,840.33	\$ 33,520,050.63	\$ 33,827,806.10	\$ 34,273,286.91	\$ 33,534,835.52
Other Taxes	40,649,805.51	41,786,718.03	40,356,561.39	38,209,139.66	37,743,600.00
<b>TOTALS:</b>	<b>\$ 76,482,645.84</b>	<b>\$ 75,306,768.66</b>	<b>\$ 74,184,367.49</b>	<b>\$ 72,482,426.57</b>	<b>\$ 71,278,435.52</b>
<b>ACTUAL</b>	<b>2020</b>	<b>2019</b>	<b>2018</b>	<b>2017</b>	<b>2016</b>
Real Estate	\$ 33,894,496.47	\$ 34,912,262.10	\$ 34,332,703.69	\$ 34,039,808.94	\$ 32,368,453.11
Utility	71,523.96	65,988.73	75,073.05	74,320.94	77,295.05
Non Resident Tax	-	-	-	-	(104,647.00)
Realty Transfer	3,981,490.00	2,692,848.59	2,787,580.16	3,870,926.59	4,028,890.71
Wage Tax	27,200,986.15	28,183,961.92	27,361,905.17	26,398,013.89	26,675,093.91
Delinquent Wage Tax	62,047.64	66,094.19	113,884.72	185,961.05	(203,231.97)
Mercantile Tax 1.0 Mills	1,272,069.69	1,269,980.57	1,207,875.61	1,683,012.03	1,199,300.17
Mercantile Delinquent	59,811.04	53,723.43	47,757.66	93,037.51	243.98
Emerg. & Municipal Services Tax	4,599,150.67	4,932,405.11	4,967,761.76	4,494,725.15	4,811,845.04
BPT-Delinquent	114,950.73	108,194.51	216,008.81	179,024.16	54,836.82
Business Privilege Tax	1,070,549.63	1,110,625.48	1,053,904.97	1,010,128.38	1,045,388.65
Parking Tax	-	-	500.00	140.00	133,696.07
Amusement Tax	-	397,549.86	310,491.81	349,373.24	383,976.05
Authorities (In Lieu of Taxes)	276,662.44	245,337.96	71,456.36	271,559.13	235,790.62
<b>TOTALS:</b>	<b>\$ 72,605,738.42</b>	<b>\$ 74,038,972.45</b>	<b>\$ 72,546,903.77</b>	<b>\$ 72,650,031.01</b>	<b>\$ 70,706,931.21</b>
<b>Amounts Over (Under) Forecast:</b>	<b>\$ (3,878,907.42)</b>	<b>\$ (1,267,796.21)</b>	<b>\$ (1,637,463.72)</b>	<b>\$ 167,604.44</b>	<b>\$ (571,504.31)</b>
<b>% Over (Under) Forecast:</b>	<b>-5.07%</b>	<b>-1.68%</b>	<b>-2.21%</b>	<b>0.23%</b>	<b>-0.80%</b>

**CITY OF SCRANTON, PENNSYLVANIA  
 ASSESSED VALUATION OF TAXABLE PROPERTY  
 LAST TEN FISCAL YEARS  
 TABLE 4**

<b>YEAR</b>	<b>ASSESSMENT</b>	<b>ASSESSED VALUE (LAND)</b>	<b>% OF TOTAL</b>	<b>ASSESSED VALUE (IMPROVEMENTS)</b>	<b>% OF TOTAL</b>
2020	\$ 386,310,609.00	\$ 89,836,851.00	23.26%	\$ 296,473,758.00	76.74%
2019	388,047,738.00	90,045,610.00	23.20%	298,002,128.00	76.80%
2018	387,265,051.00	89,985,310.00	23.24%	297,279,741.00	76.76%
2017	387,460,219.00	90,752,757.00	23.42%	296,707,462.00	76.58%
2016	393,463,291.00	91,620,242.00	23.29%	301,843,049.00	76.71%
2015	396,817,763.00	91,822,545.00	23.14%	304,995,218.00	76.86%
2014	398,421,682.00	92,731,414.00	23.27%	305,690,268.00	76.73%
2013	395,420,889.00	92,971,532.00	23.51%	302,449,357.00	76.49%
2012	395,272,432.00	92,575,729.00	23.42%	302,696,703.00	76.58%
2011	384,975,847.00	92,575,729.00	24.05%	292,400,118.00	75.95%

CITY OF SCRANTON  
PROPERTY TAX RATES AND OTHER TAX RATES FOR ALL OVERLAPPING GOVERNMENTS  
YEAR ENDING DECEMBER 31, 2020  
TABLE 5

CITY	MILLS		PER CENTUM				MILLS			
	REAL ESTATE		WAGE AND NET PROFIT	REALTY TRANSFER	BUSINESS PRIVILEGE	RETAIL MERCANTILE	WHOLESALE MERCANTILE	EMERGENCY & MUNI SERV TAX		
	LAND	IMPROVEMENTS								
2020	0.2396210	0.0505640	2.4	2.20	0.0010	0.0010	0.0010	\$156.00		
2019	0.2325210	0.0505640	2.4	2.40	0.0010	0.0010	0.0010	156.00		
2018	0.2325210	0.0505640	2.4	2.90	0.0010	0.0010	0.0010	156.00		
2017	0.2325210	0.0505640	2.4	2.50	0.0010	0.0010	0.0010	52.00		
2016	0.2325210	0.0505640	2.4	2.40	0.0010	0.0010	0.0010	156.00		
2015	0.2199730	0.0478350	2.4	2.90	0.0010	0.0010	0.0010	156.00		
2014	0.1848670	0.0402020	2.4	2.50	0.0010	0.0010	0.0010	52.00		
2013	0.0967010	0.0210300	2.4	2.50	0.0010	0.0010	0.0010	52.00		
2012	0.0922630	0.0200650	2.4	2.50	0.0010	0.0010	0.0010	52.00		
2011	0.1031450	0.0224320	2.4	2.50	0.0010	0.0010	0.0010	52.00		

LACKAWANNA COUNTY

SCRANTON SCHOOL DISTRICT

YEAR	REAL ESTATE	LIBRARY	WAGE AND NET PROFIT	REAL ESTATE	BUSINESS PRIVILEGE	RETAIL MERCANTILE	WHOLESALE MERCANTILE
	2020		0.0601000	2,820.000000	1.00	0.13762	0.00513
2019	0.0536000	0.002820	1.00	0.13309	0.00513	0.000679	0.000452
2018	0.0536000	0.002820	1.00	0.12847	0.00513	0.000679	0.000452
2017	0.0536000	0.002820	1.00	0.12377	0.00513	0.000679	0.000452
2016	0.0536000	0.002820	1.00	0.12377	0.00513	0.000679	0.000452
2015	0.0536000	0.002820	1.00	0.12040	0.00513	0.000679	0.000452
2014	0.0536000	0.002820	1.00	0.11430	0.00513	0.000679	0.000452
2013	0.0536000	0.002820	1.00	0.11136	0.00513	0.000679	0.000452
2012	0.0511800	0.002820	1.00	0.11136	0.00513	0.000679	0.000452
2011	0.0364980	0.002500	1.00	0.10924	0.00513	0.000679	0.000452

**CITY OF SCRANTON PENNSYLVANIA**  
**RATIO OF NET GENERAL BONDED DEBT TO ASSESSED VALUATION**  
**LAST TEN FISCAL YEARS**  
**TABLE 6**

<b>YEAR</b>	<b>TOTAL ASSESSED VALUATION</b>	<b>NET BONDED DEBT</b>	<b>% OF NET BONDED DEBT ASSESSED VALUATION</b>
2020	\$ 386,310,609.00	\$ 101,521,414.00	26.28%
2019	388,047,738.00	112,843,660.00	29.08%
2018	387,265,051.00	118,587,352.00	30.62%
2017	387,460,219.00	101,062,794.00	26.08%
2016	393,463,291.00	143,785,766.00	36.54%
2015	396,817,763.00	74,181,845.00	18.69%
2014	398,421,682.00	76,524,025.00	19.21%
2013	395,420,889.00	82,080,000.00	20.76%
2012	395,262,885.00	81,470,000.00	20.61%
2011	384,975,847.00	63,505,399.00	16.50%



**CITY OF SCRANTON  
NET BONDED DEBT PER CAPITA  
LAST TEN YEARS  
TABLE 7**

<b>FISCAL YEAR</b>	<b>POPULATION*</b>	<b>NET BONDED DEBT</b>	<b>NET BONDED DEBT PER CAPITA</b>
2020	76,328	\$ 101,521,414.00	1330.07
2019	77,054	112,843,660.00	1464.48
2018	77,182	118,587,352.00	1536.46
2017	77,605	101,062,794.00	1302.27
2016	77,291	143,785,766.00	1860.32
2015	77,206	74,181,845.00	960.83
2014	75,409	76,524,025.00	1014.79
2013	75,861	81,470,000.00	1073.94
2012	76,122	63,505,399.00	834.26
2011	75,982	64,405,000.00	847.63

\*Non-Census years are U.S. Census Bureau Estimates

**CITY OF SCRANTON  
 COMPUTATION OF DIRECT AND OVERLAPPING DEBT  
 YEAR ENDED DECEMBER 31, 2020  
 TABLE 8**

**CITY OF SCRANTON'S SHARE OF DEBT  
 BASED UPON ASSESSED VALUATION IN THE RESPECTIVE CIVIL DIVISION**

<b>CIVIL DIVISION</b>	<b>BONDED GROSS DEBT</b>	<b>PERCENTAGE</b>	<b>AMOUNT</b>
City of Scranton	\$ 129,000,110.00	100%	\$ 129,000,110.00
Scranton School District	307,279,660.00	100%	307,279,660.00
Lackawanna County	278,702,803.00	100%	278,702,803.00

**CITY OF SCRANTON, PENNSYLVANIA**  
**COMPUTATION OF LEGAL NON - ELECTORAL DEBT MARGIN**  
**12-31-20**  
**TABLE 9**

<b>Total Revenues Received To:</b>		<b>\$ 104,755,107.12</b>
<b>Less:</b>	Scranton Sewer Authority Transfer	\$ -
	Refunds and Damages	\$ -
	Land and Property Sales	\$ -
	Court Awards	\$ 540,057.00
	Debt Service Requirements	\$ 16,368,992.10
<b>Total</b>		<b>\$ 16,909,049.10</b>
<b>Net Revenues Current:</b>		<b>\$ 87,846,058.02</b>
	Net Revenues: 2019	\$ 71,826,697.50
	Net Revenues: 2018	\$ 117,000,425.99
<b>Total Net Revenues:</b>		<b>\$ 276,673,181.51</b>
<b>Borrowing Base = Total of Net Revenues:</b>		<b>\$ 92,224,393.84</b>
(Divided by Three)		
<b>Debt Limit ( 250 % ) Non - Electoral:</b>		<b>\$ 230,560,984.59</b>
<b>Debt Limit ( 350 % ) Lease or Rental:</b>		<b>\$ 322,785,378.43</b>

**CITY OF SCRANTON**  
**RATIO OF THE NET GENERAL BONDED DEBT TO TOTAL FUND EXPENDITURES**  
**LAST TEN FISCAL YEARS**  
**TABLE 10**

<b>YEAR</b>	<b>PRINCIPAL</b>	<b>INTEREST</b>	<b>TOTAL DEBT SERVICE *</b>	<b>TOTAL GENERAL EXPENDITURES</b>	<b>RATIO %</b>
2020	\$ 101,521,414.00	\$ 5,046,746.10	\$ 106,568,160.10	\$ 102,425,032.00	104.05%
2019	112,843,660.00	4,630,094.66	117,473,754.66	104,681,109.13	112.22%
2018	118,587,352.00	4,926,082.98	123,513,434.98	127,494,695.13	96.88%
2017	101,062,794.00	3,090,527.53	104,153,321.53	177,789,530.54	58.58%
2016	143,785,766.00	3,966,733.27	147,752,499.27	171,332,871.36	86.24%
2015	74,181,845.00	4,150,366.26	78,332,211.26	95,655,900.35	81.89%
2014	76,524,025.00	4,513,603.39	81,037,628.39	93,092,727.53	87.05%
2013	82,080,000.00	2,383,386.63	84,463,386.63	89,086,049.37	94.81%
2012	81,470,000.00	2,891,812.96	84,361,812.96	91,994,813.65	91.70%
2011	63,505,399.00	2,946,040.05	66,451,439.05	78,384,144.98	84.78%

\* ACTUAL DEBT SERVICE REQUIREMENT

**CITY OF SCRANTON**  
**GENERAL OBLIGATION BONDS DEBT SERVICE REQUIREMENTS TO MATURITY**  
**TABLE 11**

<b>FISCAL YEAR</b>	<b>PRINCIPAL</b>	<b>INTEREST</b>	<b>TOTAL REQUIREMENTS</b>
2021	5,735,000.00	2,482,188.00	8,217,188.00
2022	6,170,000.00	2,198,975.00	8,368,975.00
2023	6,590,000.00	1,894,150.00	8,484,150.00
2024	6,355,000.00	1,568,388.00	7,923,388.00
2025	5,340,000.00	1,254,500.00	6,594,500.00
2026-2029	20,170,000.00	2,410,412.00	22,580,412.00
<b>TOTALS:</b>	<b>\$ 50,360,000.00</b>	<b>\$ 11,808,613.00</b>	<b>\$ 62,168,613.00</b>

## STATISTICAL DATA

---

- I MISCELLANEOUS INFORMATION
- II CITY OF SCRANTON: MAYORS
- III CITY OF SCRANTON: TREASURERS
- IV CITY OF SCRANTON: CONTROLLERS
- V CITY OF SCRANTON: REAL ESTATE AND BUILDINGS

**CITY OF SCRANTON**  
**" SCRANTON - THE FRIENDLY CITY "**  
**MISCELLANEOUS INFORMATION**

**I**

---

The City of Scranton was established in 1840.

The City of Scranton was incorporated on April 23, 1866 with the form of government being the Mayor, City Council and effective January 5, 1976, under a Home Rule Charter, as mandated by the Citizens of the City of Scranton.

The elected officials of the City of Scranton are the Mayor, Paige Cognetti; City Council: William Gaughan, Kyle Donahue, Patrick Rogan, Mark McAndrew, and Jessica Rothchild and City Controller, John J. Murray.

The area is 25.27 square miles with an altitude of 752 to 1,770 feet above sea level. Latitude 41 degrees 25 minutes North and Longitude of 75 degrees 40 minutes East.

**2020 ASSESSED VALUATION IN**

Land	\$ 89,836,851.00
Improvements	\$ 296,473,758.00
Total	\$ 386,310,609.00

**THE CITY POPULATION IN**

1880 WAS 48,850	1960 WAS 111,443
1890 WAS 75,215	1970 WAS 102,294
1900 WAS 102,026	1980 WAS 87,367
1910 WAS 129,867	1990 WAS 81,805
1920 WAS 137,783	2000 WAS 76,415
1930 WAS 143,433	2010 WAS 76,089
1940 WAS 140,404	2020 WAS 76,328
1950 WAS 125,536	

**CITY OF SCRANTON  
SCRANTON MAYORS**

**II**

1866 - 1869	E.S.M. Hill	1938 - 1942	Fred J. Huester
1869 - 1872	William M. Montes	1942 - 1946	H.J. Snowdon
1872 - 1875	Michael W. Loftus	1946 - 1950	James T. Hanlon
1875 - 1878	Robert H. McKine	1950 - 1954	James T. Hanlon
1878 - 1880	Terrance V. Powderly	1954 - 1958	James T. Hanlon
1880 - 1882	Terrance V. Powderly	1958 - 1962	James T. Hanlon
1882 - 1884	Terrance V. Powderly	1962 - 1966	W.T. Schmidt
1884 - 1886	Francis A. Beamish	1966 - 1970	James J. Walsh
1886 - 1890	Ezra H. Ripple	1970 - 1974	Eugene J. Peters
1890 - 1893	John H. Fellows	1974 - 1978	Eugene J. Peters
1893 - 1896	W.L. Connell	1978 - 1982	Eugene F. Hickey
1896 - 1899	James G. Bailey	1982 - 1986	James B. McNulty
1899 - 1901	James Moir	1986 - 1990	David J. Wenzel
1901 -	James Moir (Recorder)	1990 - 1994	James P. Connors
1901 - 1903	W.L. Connell (Recorder)	1994 - 1998	James P. Connors
1903 - 1906	Alex T. Connell	1998 - 2002	James P. Connors
1906 - 1909	J. Benjamin Dimmick	2002 - 2006	Christopher A. Doherty
1909 - 1914	John Von Bergen, Jr.	2006 - 2010	Christopher A. Doherty
1914 - 1918	Edmund B. Jermyn	2010 - 2014	Christopher A. Doherty
1918 - 1922	Alex T. Connell	2014 - 2018	William L. Courtright
1922 - 1926	John F. Durkin	2018 - 2019	William L. Courtright
1926 - 1930	E.B. Jermyn	2019	Wayne Evans
1930 - 1934	Fred K. Derby	2020 -	Paige Cognetti
1934 - 1938	S.J. Davis		



**CITY OF SCRANTON  
CITY TREASURERS  
III**

---

1866 - 1867	Frederick Schrader	1941 - 1942	John R. Burleigh
1867 - 1868	Frederick Schrader	1942 - 1946	Fred W. Schuman
1868 - 1869	P.J. McMahon	1946 - 1950	Edward J. Coleman
1869 - 1872	Charles H. Schadt	1950 - 1954	Edward J. Coleman
1872 - 1874	John O'Donnell	1954 - 1958	Edward J. Coleman
1874 - 1876	J.H. Millspaugh	1958 - 1962	Edward J. Coleman
1876 - 1878	Thomas Durkin	1962 - 1964	Joseph P. Eiden
1878 -	G.W. Courtwright	1964 - 1966	Arthur A. Piasecki
1878 - 1879	Reese T. Evans	1966 - 1968	Frank T. O'Neill
1879 - 1881	D.M. Jones	1968 - 1970	John C. Rader
1881 - 1883	D.M. Jones	1970 - 1974	David H. Davis
1883 - 1885	P.J. Ruane	1974 - 1976	John J. Szymanski
1885 - 1887	P.J. Ruane	1976 - 1978	William P. Feldcamp
1887 - 1889	Alexander Simpson	1978 - 1981	Eugene F. Cosgrove, Jr.
1889 - 1890	John Gibbons	1981 - 1982	John J. Moran
1890 - 1893	Reese G. Brooks	1982 - 1986	Henry A. McNulty
1893 - 1896	Reese G. Brooks	1986 - 1988	William Cusick
1896 - 1899	C.G. Boland	1988 - 1989	William J. Baker
1899 - 1902	Edward J. Robinson	1990 - 1994	Thomas J. Galella
1902 - 1904	F.S. Barker	1994 - 1998	Thomas J. Galella
1904 - 1906	W.C. Williams	1998 - 2002	Thomas J. Galella
1906 - 1909	F.L. Hitchcock	2002 - 2006	Kathleen A. Ruane
1909 - 1914	Thomas R. Brooks	2006 - 2007	Kathleen A. Ruane
1914 - 1917	P.F. Lynott	2007 - 2008	Douglas Hein
1918 - 1922	Mark K. Edgar	2008 - 2010	Ryan McGowan
1922 - 1926	Eugene A. Cusick	2010 - 2014	Christopher T. Boland
1926 - 1930	Robert P. Silverstein	2014 - 2018	Wayne G. Beck
1930 - 1934	George Deckelnick	2019 - 2020	Wayne G. Beck
1934 - 1938	Fred A. Westpfhal	2020 -	Mary Jo Sheridan
1938 - 1941	Howard J. Snowdon		

**CITY OF SCRANTON  
CITY CONTROLLERS  
IV**

---

1877 - 1879	Charles Dupont Breck	1944 - 1948	Foster W. Nauman
1879 - 1881	E.P. Kingsbury	1948 - 1952	George Beck
1881 - 1883	E.P. Kingsbury	1952 - 1956	George Beck
1883 - 1885	Edward C. Dimmick	1956 - 1960	George Beck
1885 - 1887	Edward C. Dimmick	1960 - 1964	Edward Popil
1887 - 1889	Lemuel Amerman	1964 - 1968	William P. Feldcamp
1889 - 1890	J. George Eisele	1968 - 1972	William P. Feldcamp
1890 - 1893	J. George Eisele	1972 - 1976	William P. Feldcamp
1893 - 1896	Fred J. Widmayer	1976 - 1980	Joseph J. Corcoran
1896 - 1899	Edmund J. Robinson	1980 - 1984	Joseph J. Corcoran
1899 - 1902	Esdras Howell	1984 - 1985	Richard A. Novembrino
1902 - 1905	P.W. Costello	1985 - 1987	Joseph A. Refice
1905 - 1908	Edward Eisele	1987 - 1992	Roseann Novembrino
1908 - 1912	Edward Eisele	1992 - 1996	Roseann Novembrino
1912 - 1916	Edward Eisele	1996 - 2000	Roseann Novembrino
1916 - 1920	Edward Eisele	2000 - 2004	Roseann Novembrino
1920 - 1924	Edward Eisele	2004 - 2008	Roseann Novembrino
1924 - 1928	Edward Eisele	2008 - 2012	Roseann Novembrino
1928 - 1932	Edward Eisele	2012 - 2016	Roseann Novembrino
1932 - 1936	Edward Eisele	2016 - 2019	Roseann Novembrino
1936 - 1937	Edward Eisele	2019	Mary Lynn Carey
1937 - 1940	Rose Eisele	2020 -	John J. Murray
1940 - 1944	Foster W. Nauman		

CITY OF SCRANTON

REAL ESTATE AND BUILDINGS OWNED BY THE CITY OF SCRANTON

V

DESCRIPTION	LOCATION	WARD	BLOCK	LOT	LOT SIZE
City Hall	340 N. Washington Avenue	9	35	22,23,24	130 x 160
Fire Headquarters	518 Mulberry Street	9	35	19, 25	60 x 130
Fire House #6. Rescue #1	940 Wyoming Avenue	7	11	21	34 x 85
Fire House #8	205 - 207 West Market Street	1			
Fire House #9, Truck #4	1047 North Main Avenue	21	90	20,21	
Fire House #10	1900 East Mountain Road	12			17,800 square feet
Fire House #2	2101 Pittston Avenue	20	104	1	50 x 150
Fire House #15	1409 Ash Street	10	11	21	
Fire House #7	1919 Luzerne Street	5	35	27,18,30,31	
Department of Public Works	101 West Poplar Street				
Police Station	100 S. Washington Avenue				
Juvenile Police Precinct	1302 Jackson St.				

**CITY OF SCRANTON**  
**REAL ESTATE AND BUILDINGS OWNED BY THE CITY OF SCRANTON**  
**RECREATION SITES**  
**V (CONTINUED)**

DESCRIPTIONS	LOCATION	WARD	BLOCK	LOT	LOT SIZE
Weston Park	Hollister Avenue and Stanley Plot	1	Rockwell Plot		10,000 Acres Includes: Indoor Center, Outdoor Swim Complex, Two Ball Fields
Weston Field	982 Providence Road	21		62,63,65,67	7.36 Acres Includes: Indoor Center, Indoor Pool, Outdoor Pool, and Gym
Robinson Park	East Mountain Road	12, 19			29.37 Acres Includes: Indoor Center Used For Special Children
Nay Aug Park	Arthur Avenue	10			91.52 Acres Includes: Outdoor Swim Complex, Bandstands, Indoor and Outdoor Pavilions, Picnic Groves, Zoo Building
Nay Aug Addition	Formerly Watres Addition Land located adjacent to Nay Aug Park Easterly Side of Roaring Brook	10			26.00 Acres
Connell Park	O'Hara and South Irving Avenue	20			25.50 Acres
William P. Feidman Pool	O'Hara and South Irving Avenue	20		116 and 117 1 to 28	Includes Outdoor Swim Complex

**CITY OF SCRANTON  
REAL ESTATE AND BUILDINGS OWNED BY THE CITY OF SCRANTON  
RECREATION SITES  
V (CONTINUED)**

DESCRIPTIONS	LOCATION	WARD	BLOCK	LOT	LOT SIZE
Connors Park	500 Orchard Street	5	11	1,2,3,11,13	Includes Outdoor Swim Complex
Richard A. Novembrino Swim Complex	10th Avenue	13	41	7	81 x 81 Outdoor Swim Complex
Capouse Avenue Swim Complex	1341 - 1343 Capouse Avenue	7	225	5 to 8 22 to 24	Two Ball Fields
Chic Feldman Memorial Field	Green's Lane	15	26,27		240 x 172
Former West Side Pool	Rock and Hyde Park Avenue	5	8	7	Three Ball Fields
Battaglia Field	10th Street	24	3		112.16 square feet Tennis Courts / Recreation
Minooka Playground	Colliery Avenue	21	2	1,2,3	.11 Acres
Farr Street Playground	Farr and Dorothy Street	4	1	13,14	56 x 200
William E. Allen Park	Price Street and North Main Avenue	10			10.77 Acres
Linwood Park		3			500 x 288
Theodore Street Playground		10			10.77 Acres
Oakmont Playground	Debbie Drive	3			500 x 288

CITY OF SCRANTON  
 REAL ESTATE AND BUILDINGS OWNED BY THE CITY OF SCRANTON  
 RECREATION SITES  
 V (CONTINUED)

DESCRIPTIONS	LOCATION	WARD	BLOCK	LOT	LOT SIZE
Colonel Frank P. Duffy Park Memorial Park	Harrison Avenue	12	20	1 to 5	12,000 square feet
Fellows Park	500 South Main Avenue	15		12 to 16	205 x 150
Sturges Park	Electric Street and North Washington Avenue	2	6A	5,6	95 x 150
Mears Park		21			50 x 150
North Scranton Mini - Park	Winton Memorial Property	2	72		Irregular Park Area
Petersburg Park	Richter Avenue	10			Irregular Park Area Adjacent To Roaring Brook

CITY OF SCRANTON  
 REAL ESTATE AND BUILDINGS OWNED BY THE CITY OF SCRANTON  
 MISCELLANEOUS CITY PROPERTIES  
 V (CONTINUED)

DESCRIPTIONS	LOCATION	WARD	BLOCK	LOT	LOT SIZE
Scranton - Daleville Highway Observation Site	Scenic Overlook - Top of Moosic Street	12 12	71 49	Parts of Lots 5 to 9 Parts of Lots 1 to 4	
Pump House	E. Elm Street & S. Washington Avenue				
Merrifield Pump Station	Merrifield Avenue				
Nay Aug Avenue	1531-1533 Nay Aug Avenue				
Diamond Avenue	1300 Block of Diamond Avenue				
Clock	Providence Square				
Clock, Elevator, Stairs, Walkway, Billboards	520-522 Lackawanna Avenue				

The properties in this department were furnished by the City of Scranton Law Department

